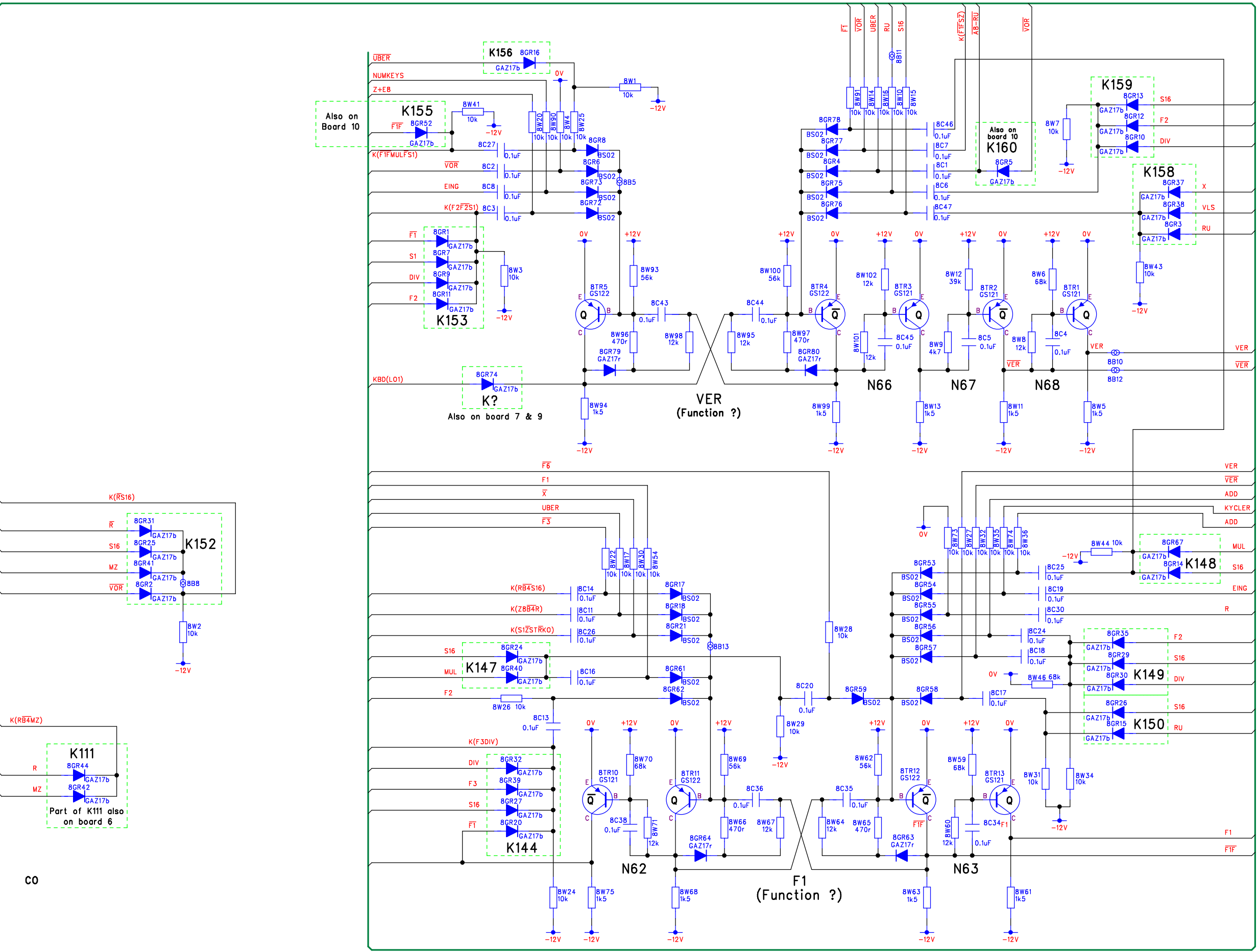


Comp side - 05-220-7008-4 Of
 Solder side - 3040 05-220-7008-4 Of
 Date coded - 22/73

RevNo	Revision note	Date	By	Checked
-	-	-	-	-

- K(F1B4F) PL8-A1 62pin PCB Plug K(F1B4F)
- S1 PL8-A2 N/c
- ADD PL8-A3 ADD
- K(F1FMULFS1) PL8-A4 K(F1FMULFS1)
- F1 PL8-A5 F1
- VLS PL8-A6 VLS
- R PL8-A7 R
- F3 PL8-A8 F3
- MZ PL8-A9 MZ
- KEYPRESS PL8-A10 N/c
- MUL PL8-A11 MUL
- NEG PL8-A12 NEG
- U PL8-A13 U
- N/c PL8-A14 N/c
- K(S1ZSTRKO) PL8-A15 K(S1ZSTRKO)
- X PL8-A16 X
- F2 PL8-A17 F2
- KY(SUB) PL8-A18 KY(SUB)
- S PL8-A19 S
- A1 PL8-A20 A1
- Z PL8-A21 Z
- EING PL8-A22 EING
- K(F3DIV) PL8-A23 K(F3DIV)
- DIV PL8-A24 N/c
- N/c PL8-A25 N/c
- VER PL8-A26 VER
- R PL8-A27 R
- S16 PL8-A28 S16
- MZ PL8-A29 MZ
- X PL8-A30 X
- Z16 PL8-A31 Z16
- UBER PL8-B1 UBER
- Z+E8 PL8-B2 Z+E8
- S1 PL8-B3 S1
- K(RB4S16) PL8-B4 K(RB4S16)
- K(Z8B4R) PL8-B5 K(Z8B4R)
- N/c PL8-B6 N/c
- N/c PL8-B7 N/c
- RU PL8-B8 RU
- VER PL8-B9 VER
- N/c PL8-B10 N/c
- EING PL8-B11 EING
- F3 PL8-B12 F3
- KO PL8-B13 KO
- A4 PL8-B14 A4
- UBER PL8-B15 UBER
- VOR PL8-B16 VOR
- K(RS16) PL8-B17 K(RS16)
- NUMKEYS PL8-B18 NUMKEYS
- F1 PL8-B19 F1
- KBD(L01) PL8-B20 KBD(L01)
- G1 PL8-B21 G1
- K(RB4MZ) PL8-B22 K(RB4MZ)
- F6 PL8-B23 F6
- K(F2F2S1) PL8-B24 K(F2F2S1)
- KYCLER PL8-B25 KYCLER
- AB-RU PL8-B26 AB-RU
- N/c PL8-B27 N/c
- N/c PL8-B28 N/c
- 0V PL8-B29 0V
- +12V(+Up) PL8-B30 +12V
- 12V(-Un) PL8-B31 -12V



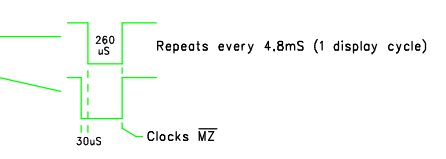
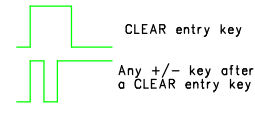
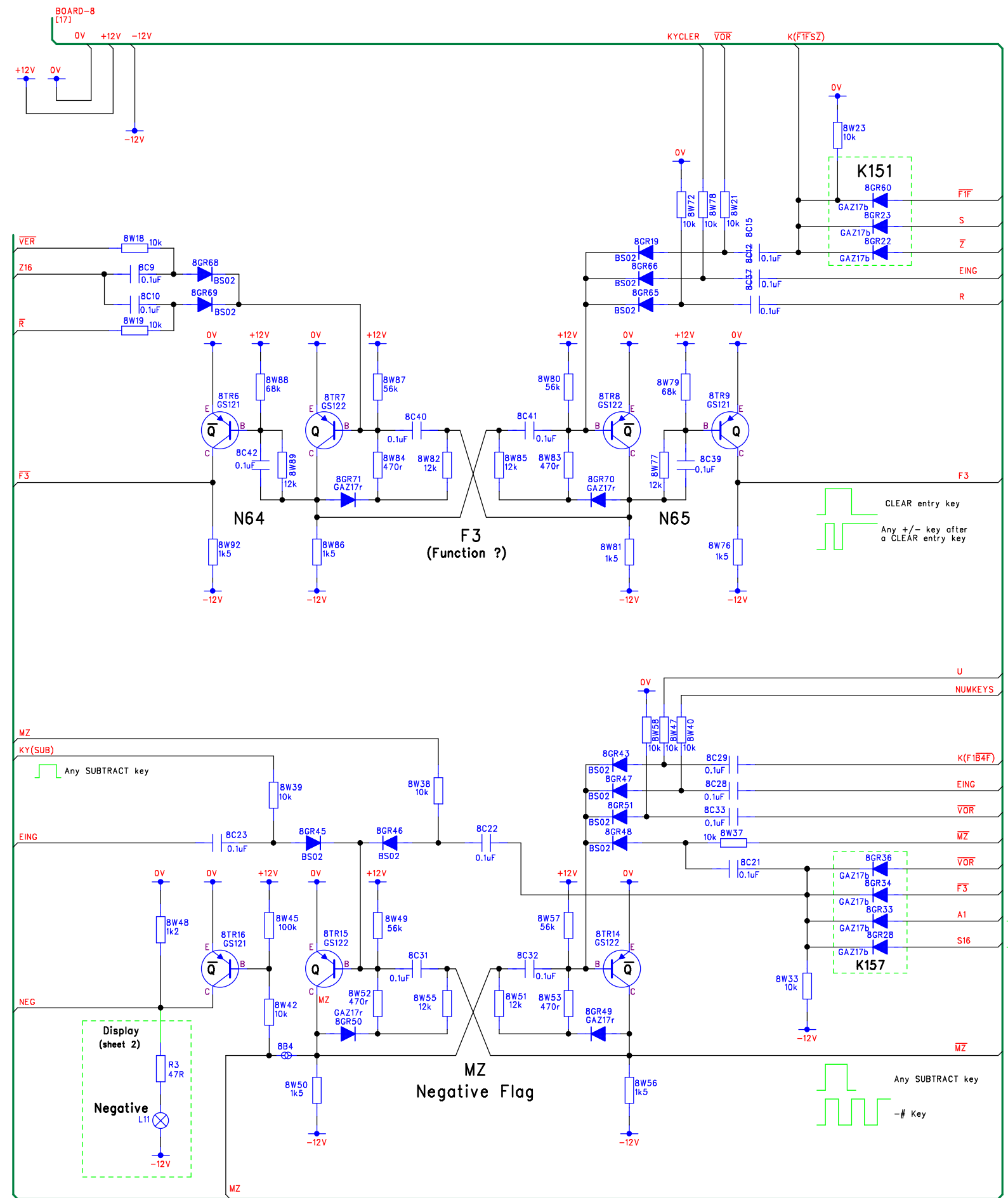
These diagrams are referenced to 0V - Logical 1 = -12v, logical 0 = 0V



DM Associates
 33, Northbrook Road
 Aldershot, Hampshire. GU11 3HE
 Email: mike@soemtron.org
 www.soemtron.org

Pcb Dwg # =		Scale	Nts	Title	
Drawn	Name	Sheet	17	Soemtron ETR 220 Calculator	
Checked	Date	Next Sheet	18	Function Latches F1, F3, VER, MZ	
		Drawing Number		Board 8 Sheet 1	
				Soemtron 220	A2 Issue A

RevNo	Revision note	Date	By	Checked
-	-	-	-	-



These diagrams are referenced to 0V - Logical 1 = -12v, logical 0 = 0V



DM Associates
33, Northbrook Road
Aldershot, Hampshire. GU11 3HE
Email: mike@soemtron.org
www.soemtron.org

Pcb Dwg # =		Scale	Nts	Title	
Drawn	Name	Date	Sheet	Soemtron ETR 220 Calculator	
Checked	MD Hatch	31-1-2008	18	Function Latches F1, F3, VER, MZ	
			Next Sheet	BOARD 8 Sheet 2	
			19	Drawing Number	Soemtron 220
				A2 Issue	A