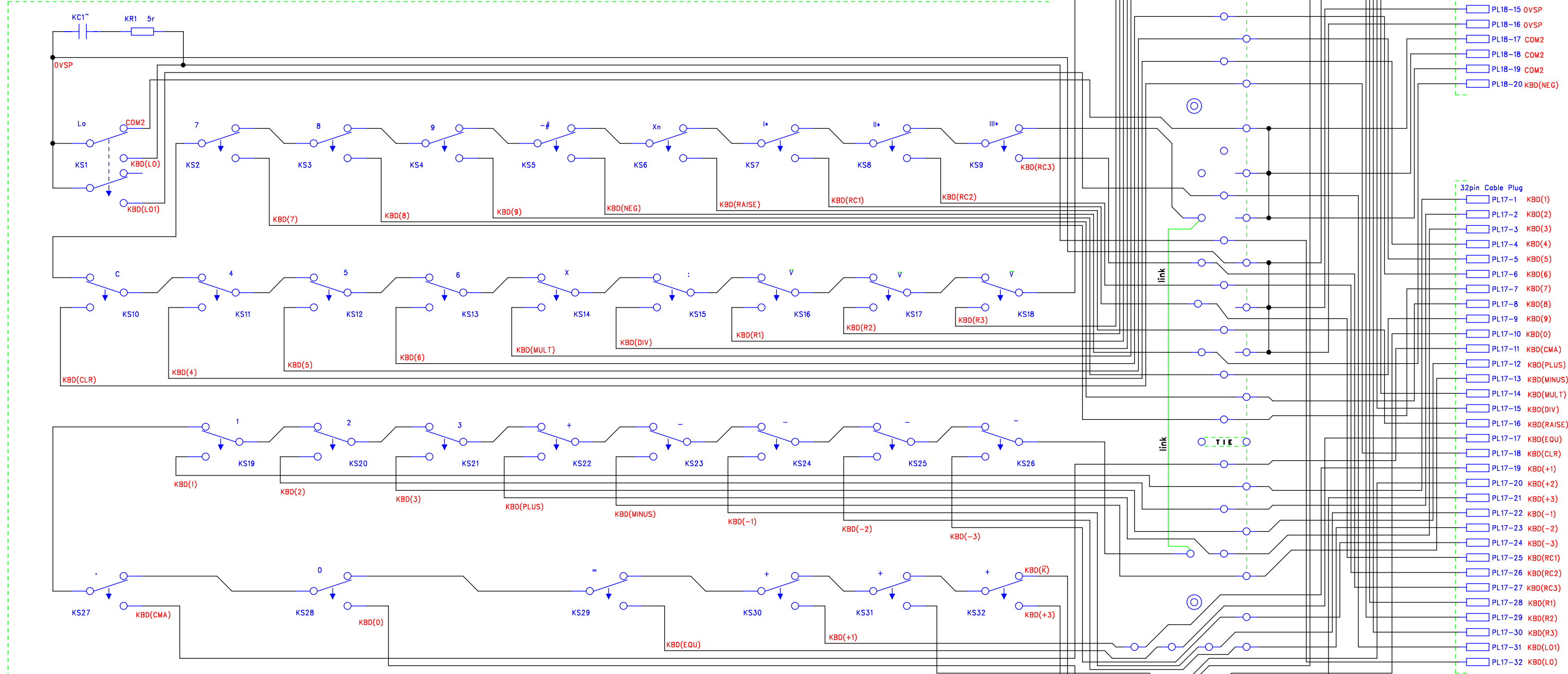
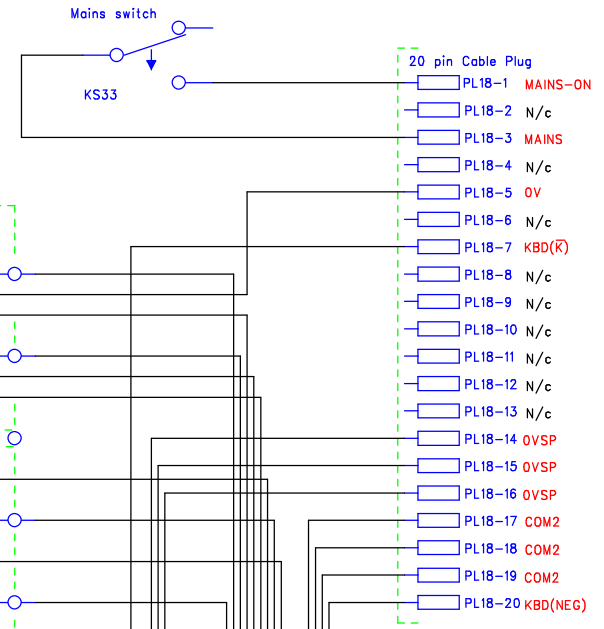


Notes -


| | | |
|---|---------------------|------------------------|
| 1 | -# | Negative entry |
| 2 | X ⁿ | Raise to power N |
| 3 | * | Recall (clears memory) |
| 4 | ∇ | Recall only |

| RevNo | Revision note | Date | By | Checked |
|-------|---------------|------|----|---------|
| - | - | - | - | - |

Keyboard Physical Layout



Keyboard PCB 05-220-1097-3b



DM Associates
 33, Northbrook Road
 Aldershot, Hampshire. GU11 3HE
 Email: mike@soemtron.org
 www.soemtron.org

Pcb Dwg # =

| | Name | Date |
|---------|----------|----------|
| Drawn | MD Hatch | 7/8/2007 |
| Checked | - | - |

| Scale | Nts |
|----------------|--------------|
| Sheet | 1 |
| Next Sheet | 2 |
| Drawing Number | Soemtron 220 |

| Title | Issue |
|--|-------|
| Soemtron ETR 220 Calculator Keyboard Circuit & Layout PCB = 05-220-1097-3b | A |

These diagrams are referenced to 0V - Logical 1 = -12v, logical 0 = 0V