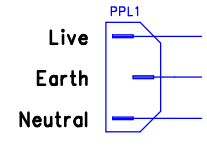



RevNo	Revision note	Date	By	Checked
-	-	-	-	-




From Philipp Maier's  
email 13/3/2008

+185v	+195v	+184v
-9.6v	-10v	-10v
+85V	+90v	+80v
-12v	-13.4v	-13.8v
-12v		
0v		
0v		
+12.4v	+12v	+12.2v
-11.4v	-12v	-11.2v
-11.4v		
nothing		
0v		
0v		
0v		



These diagrams are referenced to 0V - Logical 1 = -12v, logical 0 = 0V



DM Associates  
33, Northbrook Road  
Aldershot, Hampshire. GU11 3HE  
Email: mike@soemtron.org  
[www.soemtron.org](http://www.soemtron.org)

Pcb Dwg # =		
Name	Date	
Drawn MD Hatch	-	
Checked -	-	

Scale	Nts
Sheet 26	
Next Sheet 27	

Title	Issue	A
Soemtron ETR 220 Calculator Power Supply	-	
Drawing Number	Soemtron 220	A2

© 2007 Mike Hatch. (www.soemtron.org)