

Regulator board - Transformer secondary wiring reversed between J305 & J104, switching levels need testing to ascertain the correct pinning of the connectors.

This circuit diagram is provided without warranty for fault finding the PSM2-5A power supply. Intellectual property of the PSM2-5A resides with CalTek - <http://www.caltek.com.hk>



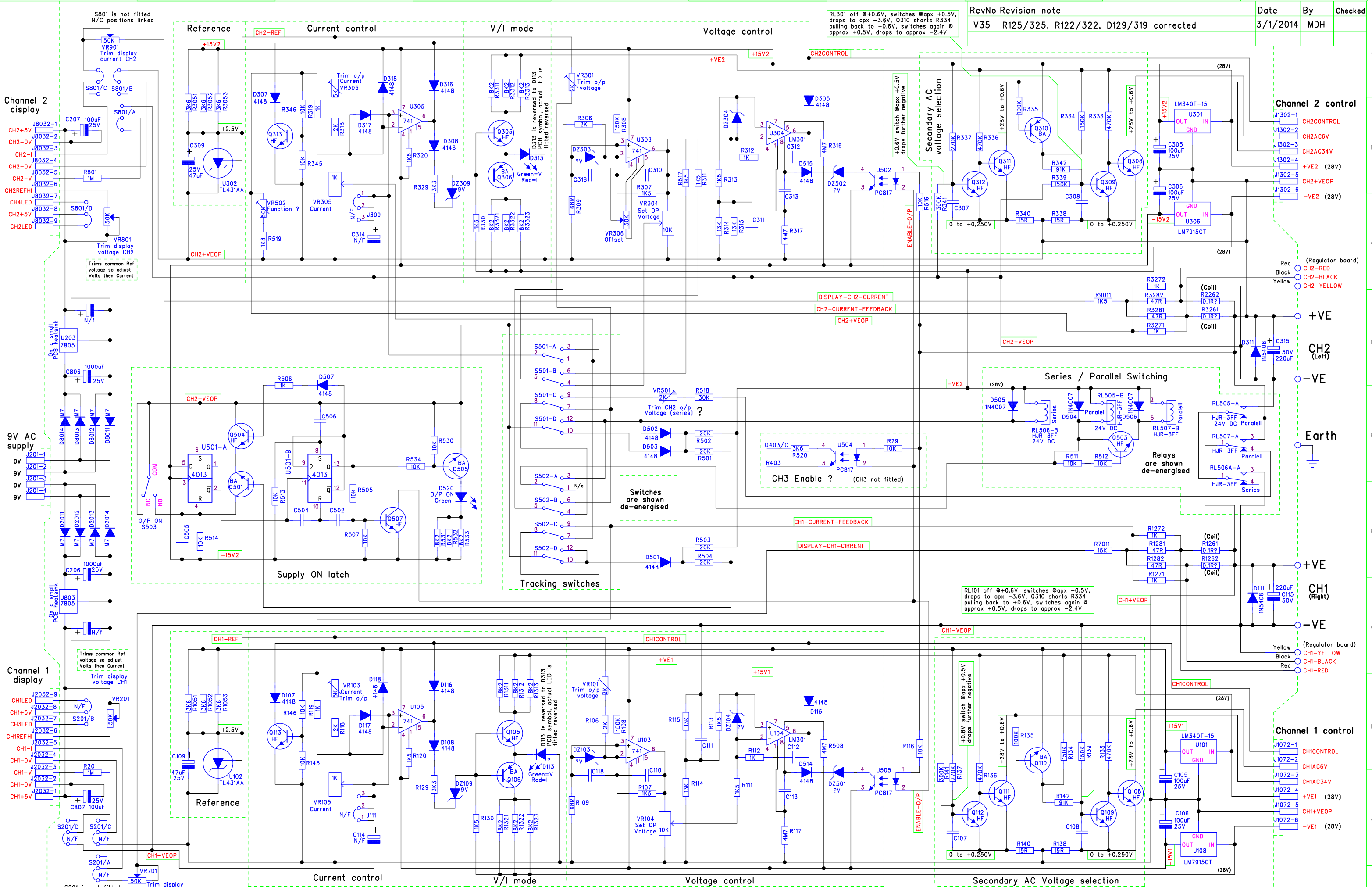
© 2013 Mike Hatch. (www.soemtron.org)

DM Associates
33, Northbrook Road
Aldershot, Hampshire. GU11 3HE
Email: mike@soemtron.org
www.soemtron.org

Pcb Dwg # =	
Drawn	MD Hatch
Checked	-
Date	3/9/2013

Scale	Nts
Sheet	1
Next Sheet	2
Drawing Number	

Title	PSM2/5A Power Supply Regulators / Fan Board	
	Circuit Diagram	
CalTek PSM2/5A (v35)	A2	Issue A



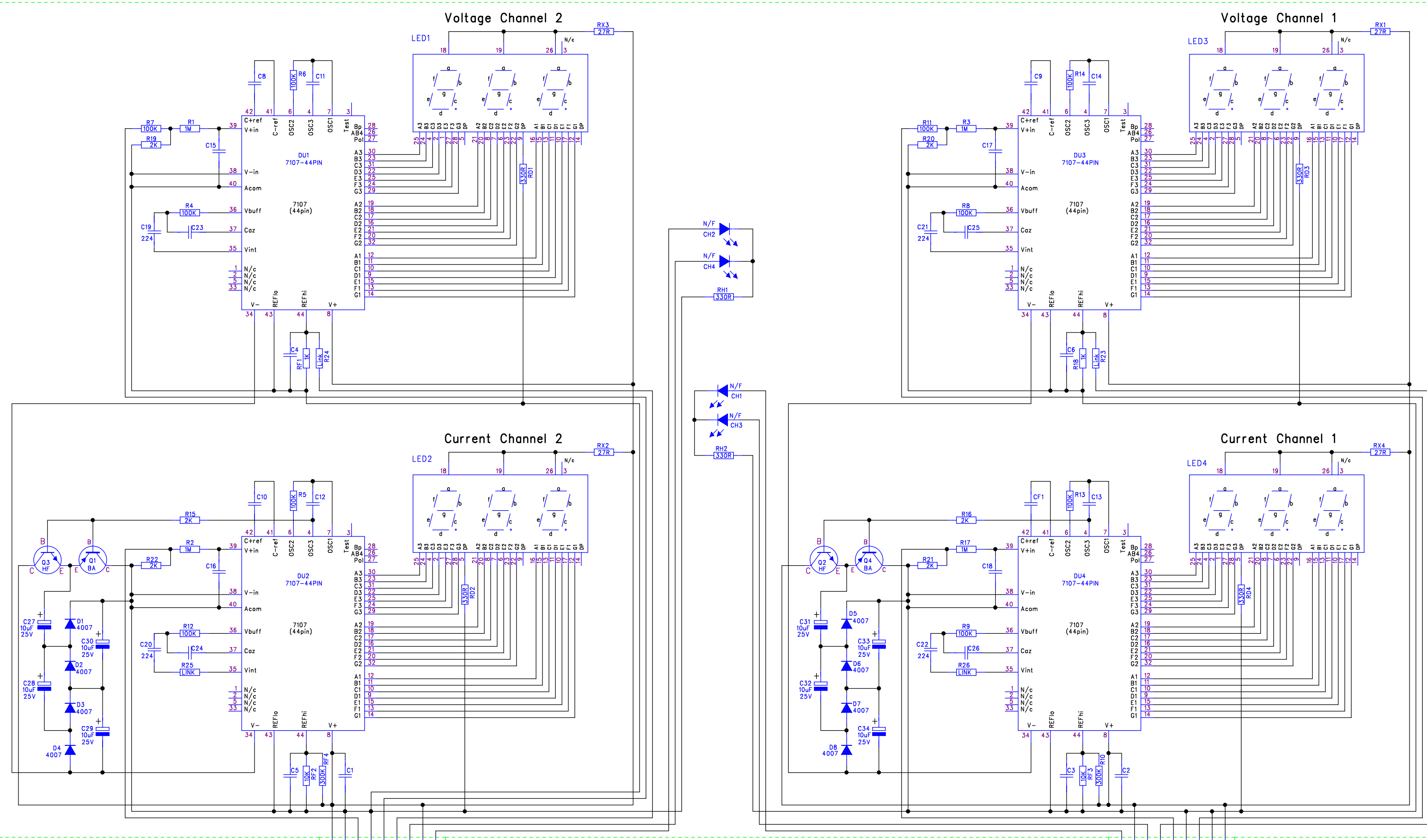
Control board - PCB symbol for D113 (CH1 Mode) is reversed to D313 (CH2 Mode), actual LED is fitted reversed. CH3 enable R29, R520, U504 is fitted but not used.

This circuit diagram is provided without warranty for fault finding the PSM2-5A power supply. Intellectual property of the PSM2-5A resides with CalTek - <http://www.caltek.com.hk>

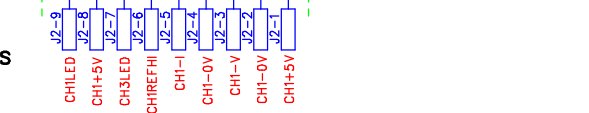
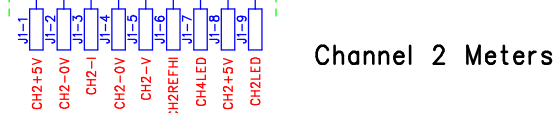
DM Associates
 33, Northbrook Road
 Aldershot, Hampshire. GU11 3HE
 Email: mike@soemtron.org
www.soemtron.org

© 2013 Mike Hatch. (www.soemtron.org)

Pcb Dwg # =	Name	Date	Scale	Nts	Title
	MD Hatch	4/9/2013	Sheet	2	PSM2/5A Power Supply Control Board Circuit Diagram
Drawn			Next Sheet	3	
Checked			Drawing Number		CalTek PSM2/5A (v35) A2 Issue A




Note - The Channel 1 connector J2 has reversed numbered pinning to J1 even though the connector bodies are the same orientation



Display board - Connectors J1 & J2 have reversed pinning.

This circuit diagram is provided without warranty for fault finding the PSM2-5A power supply. Intellectual property of the PSM2-5A resides with CalTek - <http://www.caltek.com.hk>



DM Associates
 33, Northbrook Road
 Aldershot, Hampshire. GU11 3HE
 Email: mike@soemtron.org
www.soemtron.org

Pcb Dwg # =		Scale	Nts	Title PSM2/5A Power Supply Display Board Circuit Diagram
Drawn	Name MD Hatch	Date 10/9/2013	Sheet 3	
Checked			Next Sheet -	Drawing Number CalTek PSM2/5A (v35)